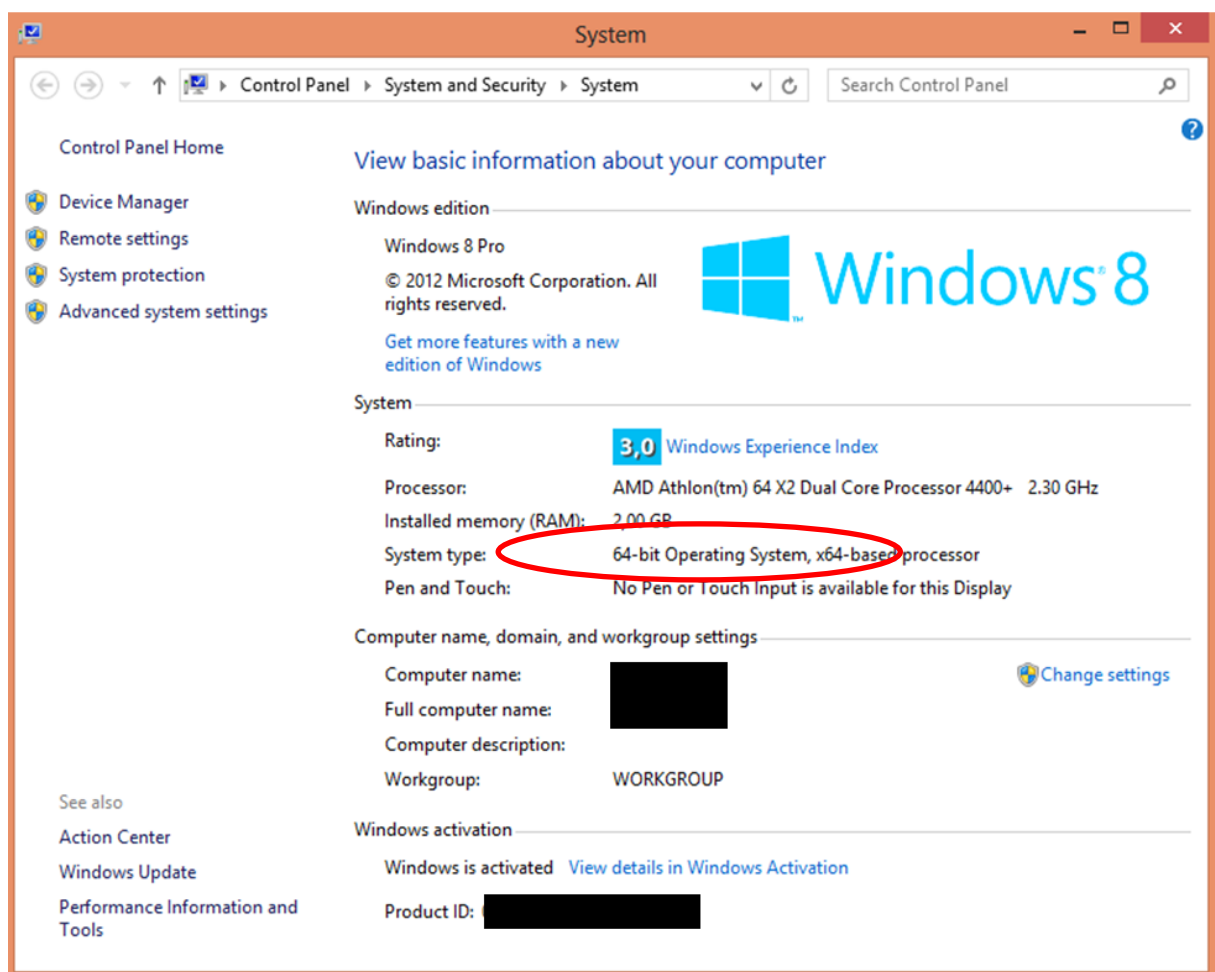
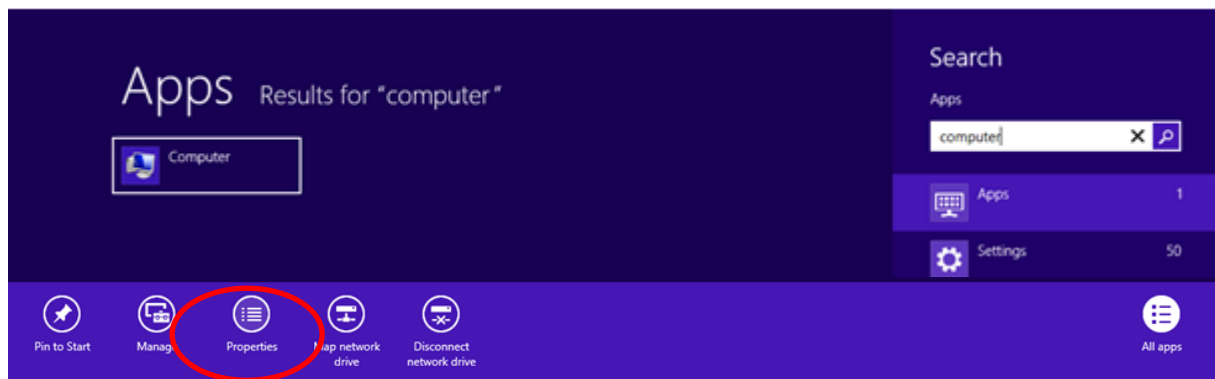


Installing Statistica 12 (windows 8)

Check if you have 32 or 64-bit Operation system

- Type computer (or Datamaskin) in the start-screen
- Right-click on Computer
- Click on properties (below)



Downloading software

Go to <https://tjinfo.uib.no/program>

- Download the right version (32-bit will work for both 32- and 64-bit computer)
- Choose "Save" (not run)

TJINFO
Nedlasting av lisensiert programvare

IT-avdelingen

Andre nyttige steder >>
UIB
Telefonkatalogen
IT-avdelingen
På Høyden
tjinfo

Andre tjenester >>
Brita
Sebra
vedlegg
webmail
link
htdig

Hei [redacted] via passord

Statistica

(Hjemmeinstallasjon) NB! Ikke for maskiner driftet av IT-avdelingen.

Ansatte/studenter ved UIB som ønsker å installere dette på sin hjemmemaskin har to muligheter:

1. Last ned statistica lenger nede på denne siden (Du må velge om du skal ha 32 eller 64-bit versjon. Dette er selvutpakkende)
2. Låne cd fra IT-avdelingen.

[Les mer om programmet her.](#) Programmet finnes bare for windows.

[Installasjonsveiledning finner du her.](#)

Installasjonskoder til programmet kan du laste ned fra denne siden (lenger nede)

- ☐ STATISTICA_12_1112_32bit.exe (808.647 megabytes)
- ☒ STATISTICA_12_1112_64bit.exe (829.146 megabytes)
- ☐ Statistica 12 - Installasjonskoder.pdf (0.392 megabytes)
- ☐ Using_Of_Statistica_featurecode.pdf (0.376 megabytes)
- [All nedlastbar programvare](#)

[\[Tilbake\]](#)
☐ Logout

[Send](#)

Ved problem med bruk av lisensiert programvare, kan du [registrere en sak for BRITA](#)

Tiden ved Universitetet i Bergen er +3 10:58:52 4/2-2013 (+0100)
Du bruker Internet-nummeret 129.177.11.46
Nummeret er i DNS registrert med navnet #011066.klientdrift.uib.no.
Du er koblet opp via Universitetet i Bergens nettverk.
Sist oppdatert 18/02-2010 av link

Do you want to run or save **STATISTICA_12_1112_64bit.exe** (790 MB) from **half.uib.no**?

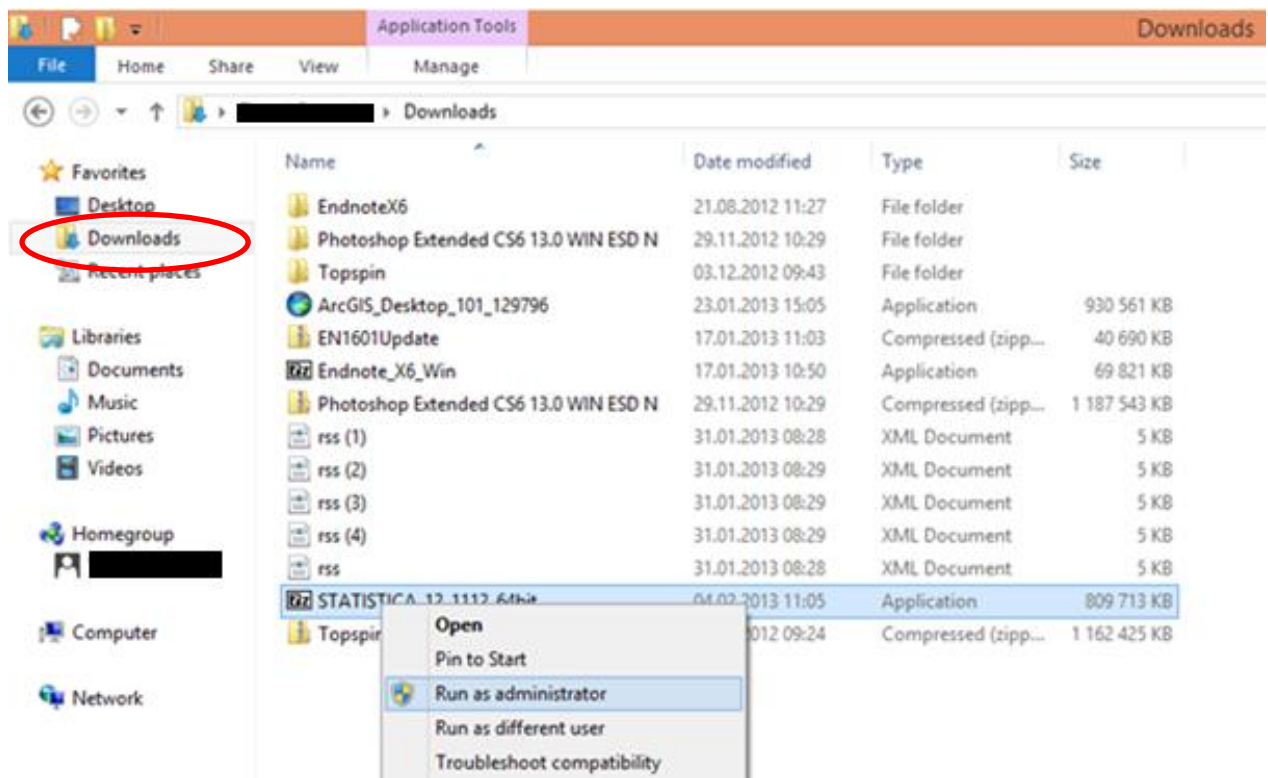
[Run](#) [Save](#) [Cancel](#)

https://tjinfo.uib.no/program?F_dir=Statistica

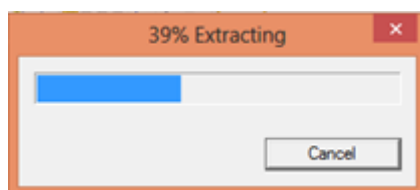
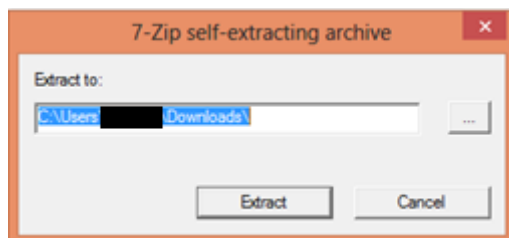
Find the downloaded software



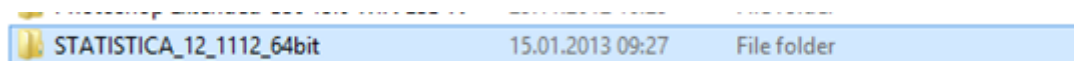
- Type computer (or Datamaskin) in the start-screen
- Click on computer
- Go to "Downloads"
- Right-click "STATISTICA_12_1112_64bit.exe"
- Choose "Run as administrator"



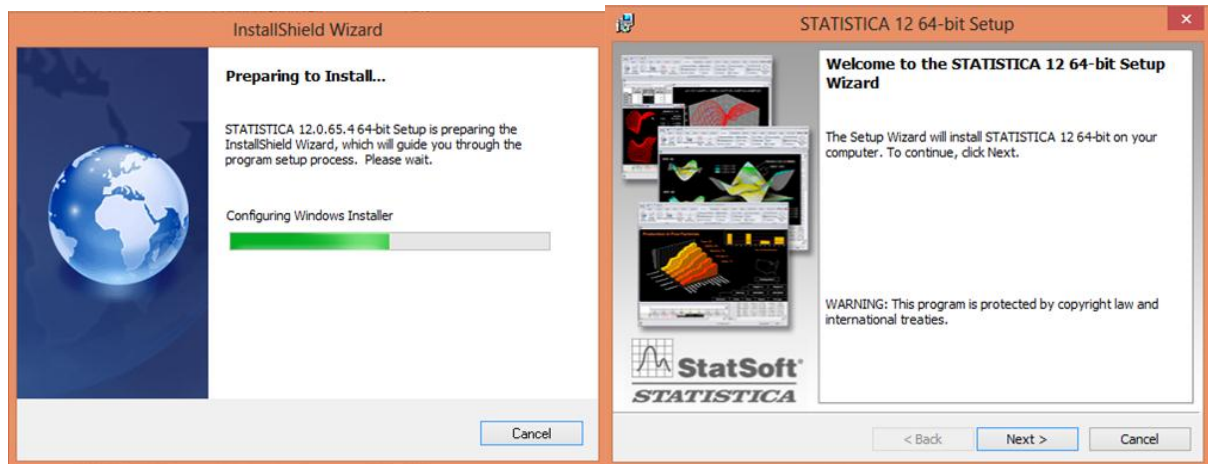
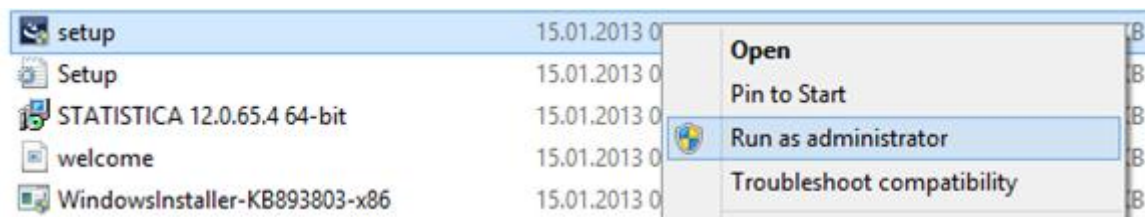
- Choose where to extract the installation file



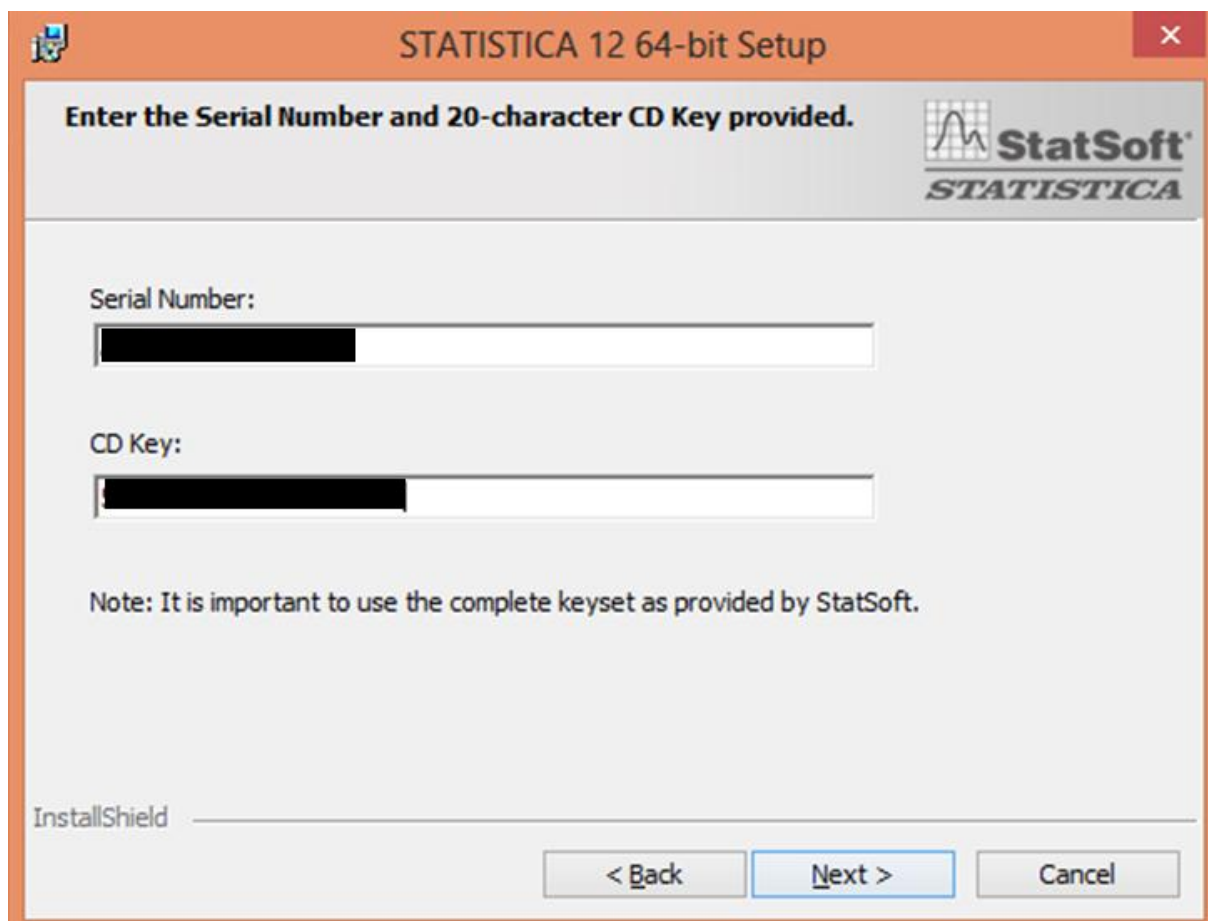
- Go to the new folder (the extracted files)



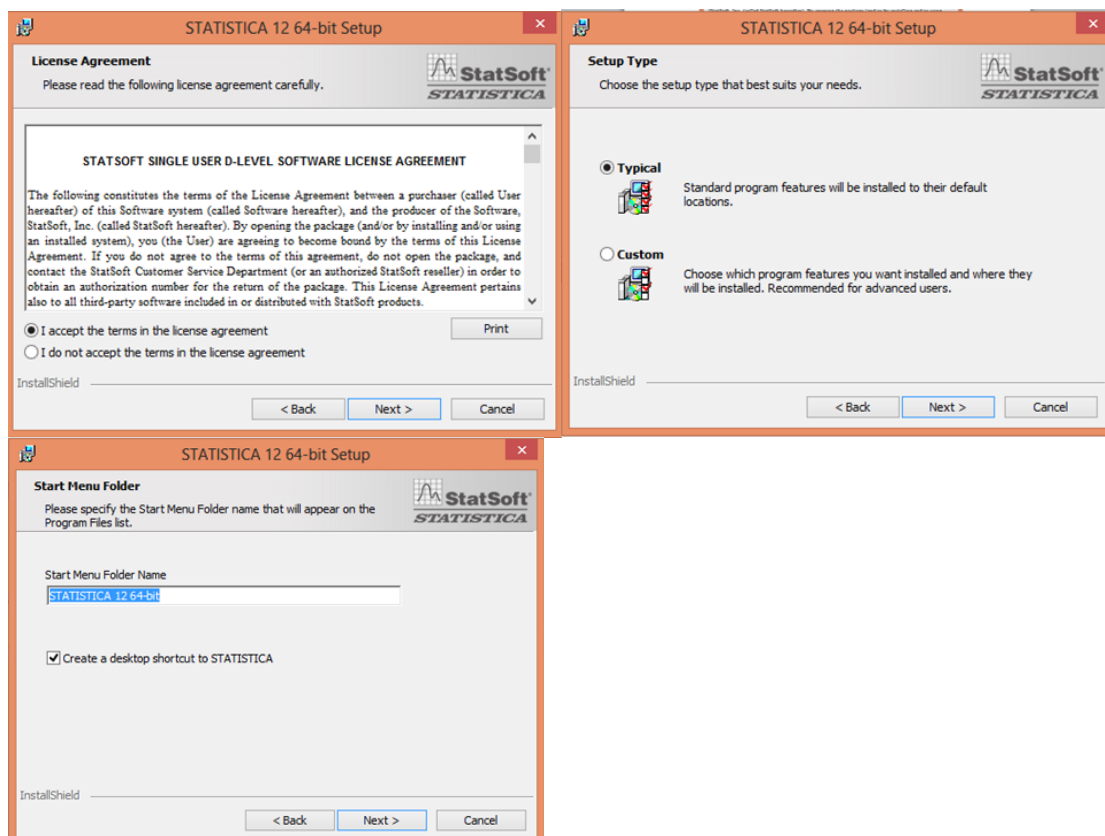
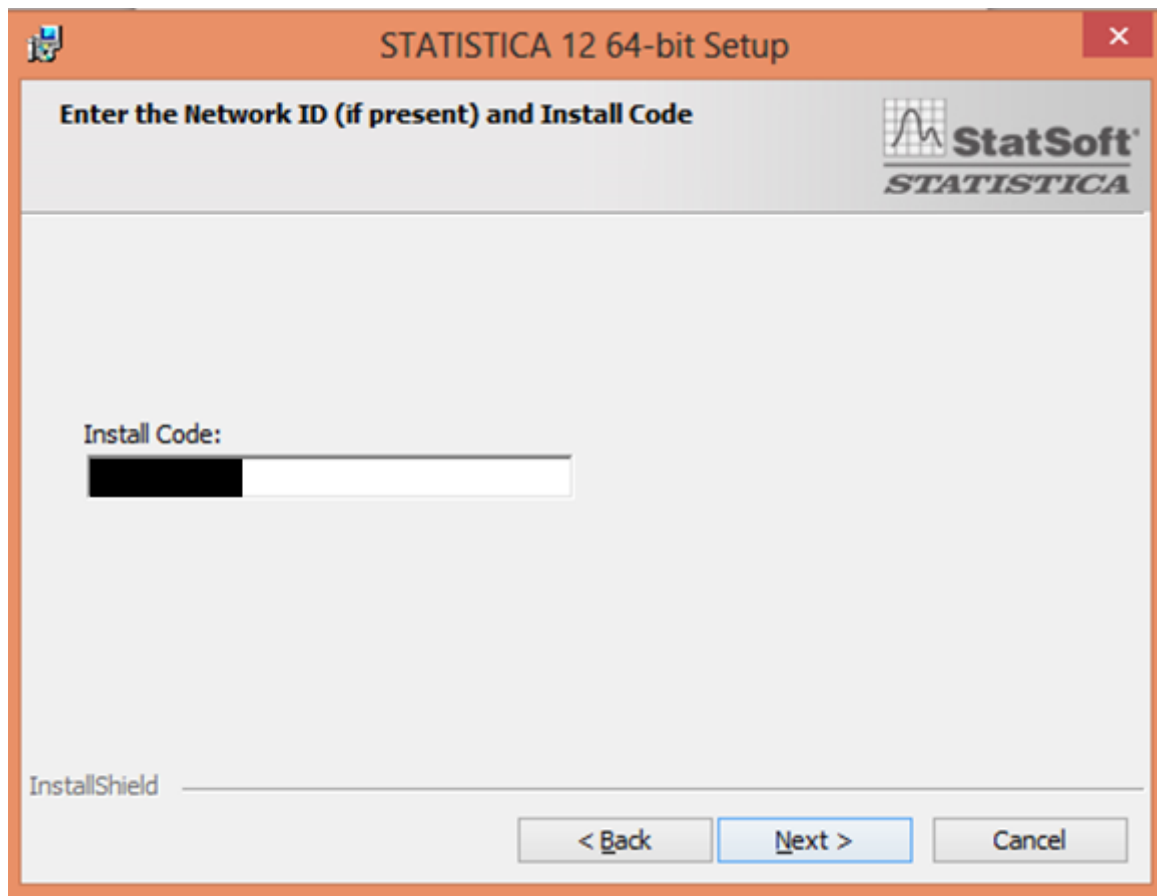
- Right-click "setup"
- Choose "Run as administrator"



- Type "Serial Number" and "CD Key" (also called "Product Key")
(You will find the code at <https://tjinfo.uib.no/program> (Statistica))

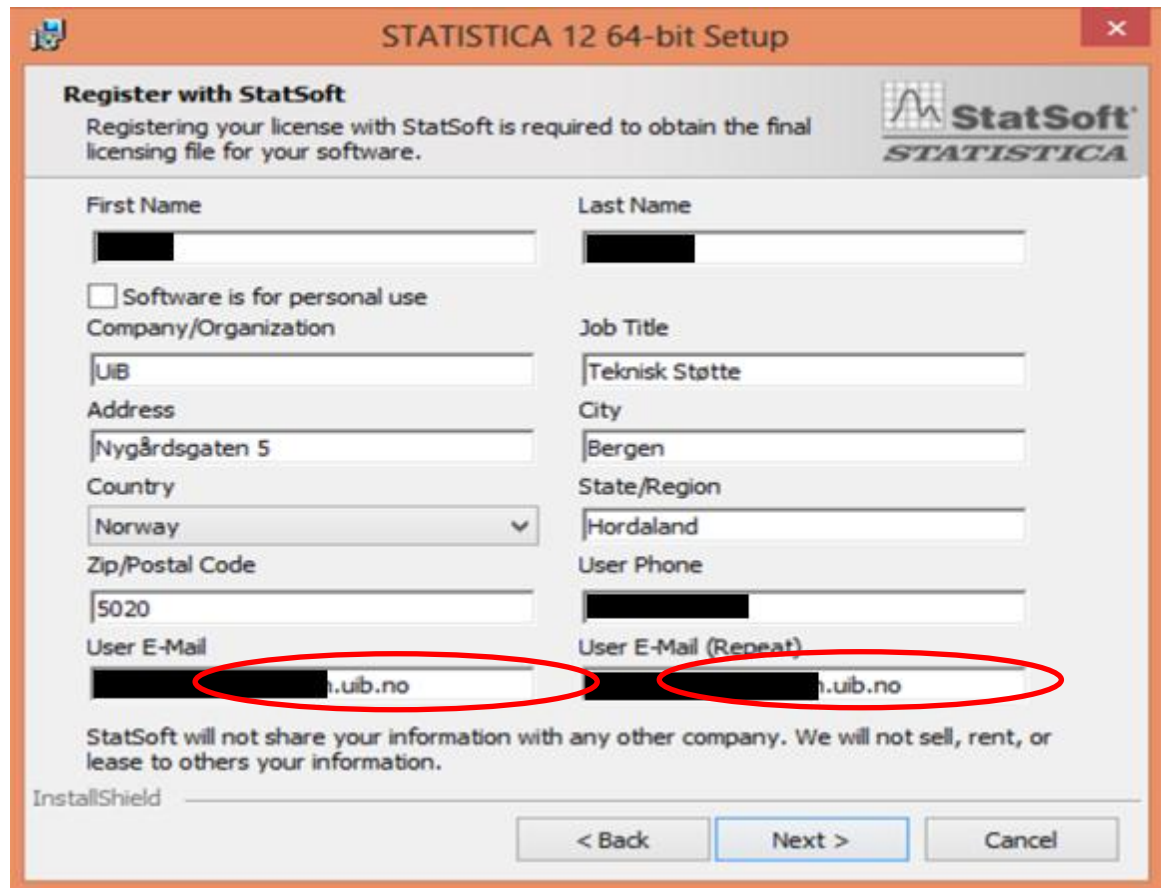


- Type "Install Code"



Register your license

- Every field has to be filled out
- **N.B! You have to register a uib.no -email -address. Private address will not be accepted.**



The screenshot shows the 'STATISTICA 12 64-bit Setup' window. The 'Register with StatSoft' section contains the following fields and values:

Field	Value
First Name	[Redacted]
Last Name	[Redacted]
<input type="checkbox"/> Software is for personal use	
Company/Organization	UIB
Address	Nygårdsgaten 5
Country	Norway
Zip/Postal Code	5020
Job Title	Teknisk Støtte
City	Bergen
State/Region	Hordaland
User Phone	[Redacted]
User E-Mail	[Redacted]@uib.no
User E-Mail (Repeat)	[Redacted]@uib.no

StatSoft will not share your information with any other company. We will not sell, rent, or lease to others your information.

Buttons: < Back, Next >, Cancel

- Check your email inbox for "STATISTICA Email Validation Required"- mail
- Click on the link in the mail

Svar Svar til alle VidereSend

STATISTICA Email Validation Required

license@statsoft.com

To:

As part of the STATISTICA installation process, a valid email address needs to be verified. To verify your email address and continue the installation of STATISTICA, please click on the link below. If your email client application does not support HTML email, you can copy and paste the link in its entirety into the address bar of your web browser.

[https://registration.statsoft.com/ConfirmCode.aspx?data=\[Redacted\]](https://registration.statsoft.com/ConfirmCode.aspx?data=[Redacted])

- Click "Continue"

